



cold rooms and doors

COLD ROOMS AND DOORS



65, 80, 100, 120, 150, 160 mm. Standard panel thickness

Easy installation and dismantling



Stainless steel floor panels

Maximum energy saving due to its resistance to heat transfer

42 kg/m³ polyurethane injection

0.5 mm. PVC coated or painted panel surface

RAL color choices for special applications



Corner Panel Application



Panel locks

Tightly connects each panels together and prevent the heat transfer
Ensures the strongest and most durable construction
Allows the panels be portable. For many years panels can easily be assembled-disassembled and carried to other locations



Monoray systems



Shelving systems



PVC rounded bottom corners



Bottom PVC `U` profile

hinged doors



sliding doors



hinged doors with slideway passage



sliding doors with slideway passage




to and fro



Load bearing track



Cam hinge system




Ergonomic internal and external door handles



Internal handle


to and fro



Rear register



Door handle with lock



Optional locking system



Optional plastic curtains



